



LANSING
WINDOWS & DOORS

Series 90



VINYL REPLACEMENT WINDOWS



The Lansing Difference

For more than 50 years, Lansing Building Products has set the standard for exceptional customer service and the finest exterior building materials in the industry. Our windows and sliding doors are recognized for their high-quality craftsmanship, innovative engineering and close attention to detail. You can feel comfortable knowing that when you choose Lansing, you're choosing a long-lasting, energy-efficient product that never compromises on style, performance or value. That's the Lansing difference.

Our High-Performance Vinyl

When it comes to low-maintenance, affordable windows, you can't beat vinyl. Lansing vinyl windows and doors never rust, rot or corrode. They never need painting, and they're easy to clean and maintain. You can also forget about scraping away paint that has chipped or peeled, or spending hours repairing rotted wood. With vinyl products from Lansing Windows and Doors, you enjoy beautiful windows that are practically maintenance-free and customizable to almost any style.

Vary Your Options, Vary Your Style

Lansing also provides a complete array of replacement windows in slider, bay and bow, casement and garden styles, as well as specialty shapes to give you the precise look you want. We also offer sliding patio doors in 5', 6', 6' 4", 8', 9', and 12' models.



Scan this QR code to see our manufacturing facility in action.

Multiple Glass Options for Series 90 Replacement Windows

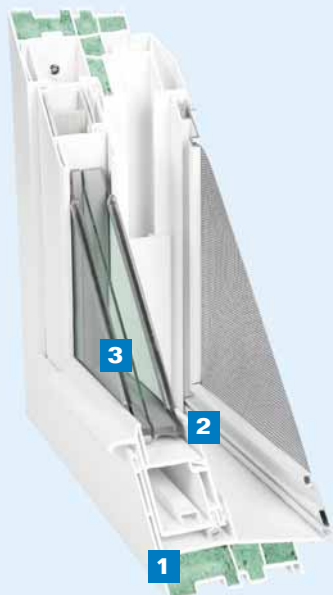
With multiple glass options to increase energy efficiency, there is a glass package to fit any climate need and budget.

Low-E Glass – Low-E glass is coated with a microscopic layer of silver that reflects radiant solar energy while permitting visible light to pass through the glass, providing more comfort and lower energy costs.

Standard Low-E Glass with Argon Gas – Argon gas works like an insulating blanket between two panes of glass to further improve thermal efficiency and decrease outside sound levels.

Ultra Low-E Glass with Argon Gas – Choose our ultimate glass package for optimal energy efficiency and maximum cost savings. Ultra Low-E glass offers three invisible layers of silver coating in addition to the superior thermal performance of argon gas.

Triple-Pane, R-5 Compliant Glass – Triple-pane, R-5 compliant glass with Super Spacer® sealant system provides industry-leading thermal resistance, noise reduction and protection from the sun. The Series 90 offers this option with both Low-E glass with argon gas or Ultra Low-E glass with argon gas, for the ultimate in insulation.

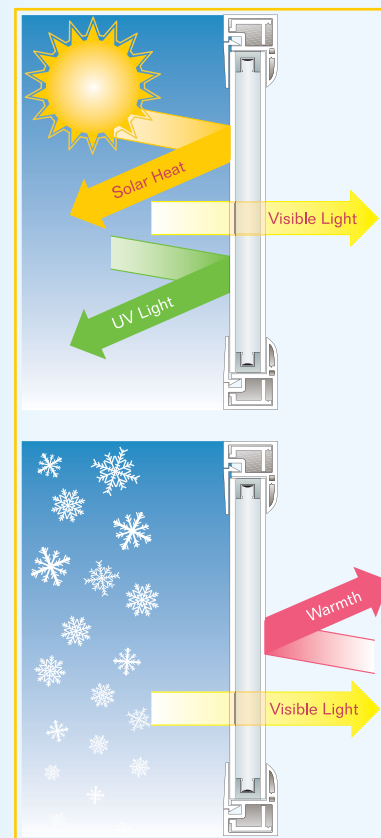


InsulKor™ Technology

InsulKor technology is a system of sash and frame enhancements that dramatically improves the performance of the Series 90 double hung window.

Advanced Series 90 Features

1. Optional InsulKor multi-cavity foam-filled frame injections
2. Optional Super Spacer sealant system
3. Optional triple-pane, R-5 compliant glass



In the summer, Low-E glass reduces heat gain from the sun to help keep homes cooler.

In the winter, Low-E glass lets the warm, solar rays in while blocking the heat in the home from getting out.



Exclusive InsulKor fiberglass-enriched polyurethane sash reinforcement (standard on Series 90).



External accessory groove



Nail fin accessory

Industry-leading Design and Performance

Our Series 90 is the very best of our premium vinyl replacement windows, offering superior energy efficiency and durability as well as a range of premium enhancements made standard and our widest selection of options.

Standard Series 90 Features

Series 90 2- and 3-Lite sliders available.

- Exclusive InsulKor™ polyurethane fiberglass-enriched sash reinforcement for superior thermal and structural performance.
- DP 60 rating (window size tested 36" x 74").
- Low-E glass with argon gas keeps indoor temperatures comfortable and consistent.
- External accessory groove accommodates nail fin option.
- Full interlocking lock and meeting rail.
- Beveled mainframe offers a classic exterior appearance.
- Fusion-welded sashes and frame add strength and boost thermal performance.
- Dual low profile, positive-action cam locks increase security (2 locks standard at 27 1/4" or wider).
- 3/4" constant force coil balance permits easy sash movement.
- Sloped sill reduces air infiltration and allows for easy water runoff.
- Rubber bulb seal helps block outside air.
- Dual push-button night latches provide optimum ventilation.
- Extruded full screen is supported by a strong extruded aluminum frame.*
- Full vinyl sash dam on sill and high-performance weather stripping protect against air infiltration.
- Integrated, slim line lift rail allows for smooth sash operation.
- 4 1/4" frame thickness enhances appearance as well as structural integrity.
- Jamb depth is 3.25".
- Transferable limited lifetime warranty.
- Lifetime glass breakage warranty ensures the longevity of your windows.



Scan this QR code to watch a video about our Series 90.

*Screens are not meant to restrain a child from falling through an open window.

**Printing process may affect color shown. Please refer to actual window sample when selecting colors. Only use mild, water based household cleaner on painted product and rinse immediately with water. See full cleaning instructions for details.

***Grid offering limited to 58" contoured or SDL on exterior painted windows.

Optional Features

- Low-E glass.
- Ultra Low-E glass with argon gas.
- Triple-pane, R-5 compliant glass with Low-E glass with argon gas or Ultra Low-E glass with argon gas.
- InsulKor multi-cavity foam-filled frame.
- Nail fin accessory for use in remodeling or new construction applications.
- 5/8" or 1" contoured, or 5/8" or 3/4" flat or diamond grid.
- 1 1/8" simulated divided lite (SDL) grid.
- Obscure or double-strength glass.
- Factory mulling of twins and triples.
- Today's nine most popular painted exterior colors (on white interiors).
- Three additional wood laminates in cherry, light oak or dark oak (on white exteriors).
- Additional lock colors to complement any interior color.
- Window Opening Control Device (WOCD) for fall prevention.
- Charcoal, Clear View or Heavy Duty screen mesh*

Vinyl Color Options**

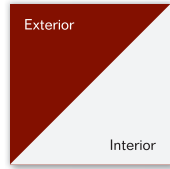


White

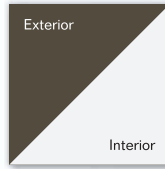


Almond

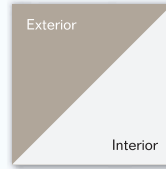
Painted Color Options** (available with 5/8" contoured grid only)




Brick Red



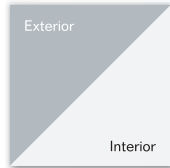
Bronze




Clay




Dark Chocolate




Gray



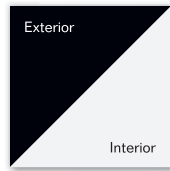
Hunter Green



Tan




Terratone




Black

Laminate Color Options**



Light Oak



Dark Oak



Cherry

Locks**



(color matched)



(color matched)



(color matched)



(color matched)



(optional)



(optional)

* Screens are not meant to restrain a child from falling through an open window.

** Printing process may affect color shown. Please refer to actual window sample when selecting colors. Only use mild water based household cleaner on painted product and rinse immediately. See full cleaning instructions for details.

Lansing Sliding Patio Doors



332 shown above in Clay

332 Sliding Patio Doors

- Available in 8' height
- DP 50 rating, great for coastal applications (on 5068, 6068, & 8068)
- Easy installation in new construction applications with built-in 4 9/16" jamb
- Field reversible (6' 8" height only), (custom sizes and BBG doors not reversible)
- Available in 6' 8" height up to 12' wide
- Additional security available with multi-point lock
- Deluxe color match hardware (White, Almond or Clay vinyl colors; brass standard on paint and laminate)
- Brushed nickel or oil rubbed bronze handles (optional)
- Tremendous options selection, including snap-in brick mould and foot bolt lock
- Available in Ultra Low-E Glass with Argon Gas
- Custom sizes available for a more comfortable fit
- 1 1/8" SDL, a traditional simulated divided lite raised style grid
- Available in White, Almond or Clay vinyl colors, exterior painted colors (not available on 4 panels), interior wood laminates and Black exterior laminate
- Available with Pet Resistant Screen



Foot Bolt Lock



Brick Mould J-Channel

312 Sliding Patio Doors

- Field reversible (custom sizes and BBG doors not reversible)
- Available in 6' 8" height up to 12' wide
- Aluminum track for moving panel
- Easy installation in new construction applications
- Screen comes standard
- Deluxe color match hardware (White, Almond or Clay vinyl colors; brass standard on paint and laminate)
- Brushed nickel or oil rubbed bronze handles (optional)
- Available in Ultra Low-E Glass with Argon Gas
- Custom sizes available for a more comfortable fit
- 1 1/8" SDL, a traditional simulated divided lite raised style grid
- Available in White, Almond or Clay vinyl colors, exterior painted colors (not available on 4 panels), interior wood laminates and Black exterior laminate
- Available with Pet Resistant Screen

311 Sliding Patio Doors

- Available in White only, screen optional
- Field reversible
- White handle with lock
- Exceptional value




312 shown above in Almond



Model 332

Offered in range of sizes: 5', 6', 6' 4", 8', 9', even 12'



Model 312

Offered in range of sizes: 5', 6', 6' 4", 8', 9', even 12'



Model 311

Offered only in 5', 6' and 6' 4" sizes

Blinds Between the Glass

Available with the 312 and 332 patio doors in all colors including laminates and paint.*

Advantages of a Sliding Patio Door with Blinds Between the Glass:



Never needs dusting and is safe for pets and children!




Controls light and privacy

Easy to raise, lower and tilt blinds

*Blinds, operators and glass panels available in white only.

Vinyl Color Options*



White



Almond




Clay

Painted Color Options*

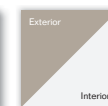
(available with 5/8" contoured grid only, not available on 4 panel doors)



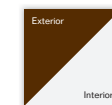
Brick Red



Bronze



Clay



Dark Chocolate



Gray



Hunter Green



Tan




Terratone




Black


Laminate Color Options*



Light Oak



Dark Oak



Cherry



Black

Color options only available for Models 312 & 332 Patio Doors. Model 311 only available in White.

* Printing process may affect color shown. Please refer to actual window sample when selecting colors. Only use mild, water based household cleaner on painted product and rinse immediately with water. See full cleaning instructions for details.



Go Green, Save Green

Eco-sustainability is something we take very seriously at Lansing. Our environmentally friendly products are built with the earth's limited resources in mind while offering you the energy efficiency and cost savings you're looking for in your replacement windows.

Leave the Weather Outside

Because windows are mostly glass, it's important that they be made with the highest-quality glass available. Our Series 90 windows and doors deliver superior thermal performance by combining our warm-edge sealant system with the insulating power of Low-E glass and argon gas. For the ultimate thermal resistance, choose the InsulKor™ foam-filled frame option, and triple-pane, R-5 compliant glass with the Super Spacer® sealant system. Triple-pane glass is available with your choice of Low-E glass with argon gas or Ultra Low-E glass with argon gas.

Series 90 Warranty

We're so confident about the quality of our windows that we back them with a limited lifetime warranty. Each product is individually registered with a product identification number, making ordering replacement parts easy and efficient. Plus, the Series 90 windows include a standard lifetime glass breakage warranty.

DO NOT REMOVE

MAKE DATE: 5/16/2024 WARRANTY: 02589514

SALES ORDER: 07602056



Proud Supporter of ENERGY STAR®

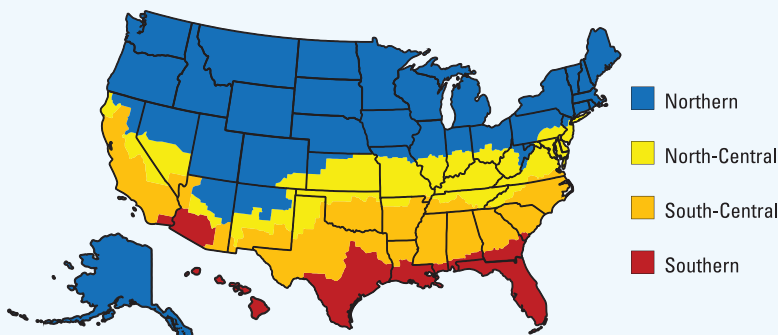
By helping to maintain your home's indoor temperature, your windows help reduce power consumption and contribute to our country's conservation efforts. To help you select the optimum window or door for your home, the Department of Energy outlines specific thermal properties a window or door must have to achieve the ENERGY STAR rating. Lansing Windows and Doors enthusiastically supports the ENERGY STAR program and is committed to helping you select the appropriate glass option for your needs.



LANSING
WINDOWS & DOORS



ENERGY STAR® for Windows and Doors CLIMATE ZONE MAP



ENERGY STAR® Certification Criteria for Residential Windows

WINDOWS			
Climate Zone	U-Factor ¹	SHGC ²	
Northern	≤ 0.22	≥ 0.17	Prescriptive
	≥ 0.23	≥ 0.35	Equivalent Energy Performance
	≥ 0.24		
	≥ 0.25		
	≥ 0.26		
North-Central	≤ 0.25	≤ 0.40	
South-Central	≤ 0.28	≤ 0.23	
Southern	≤ 0.32	≤ 0.23	

Air Leakage ≤ 0.3 cfm/ft²

¹ Btu/h·ft²·°F

² Solar Heat Gain Coefficient

ENERGY STAR® Certification Criteria for Residential Doors

DOORS			
Glazing Level	Climate Zone	U-Factor ¹	SHGC ²
Opaque	All Zones	≤ 0.17	No Rating
≤ ½-Lite	All Zones	≤ 0.23	≤ 0.23
> ½-Lite	Northern	≤ 0.26	≤ 0.40
	North-Central	≤ 0.28	≤ 0.23
	South-Central	≤ 0.28	≤ 0.23

Air Leakage for Sliding Doors ≤ 0.3 cfm/ft²

Air Leakage for Swinging Doors ≤ 0.5 cfm/ft²

¹ Btu/h·ft²·°F

² Solar Heat Gain Coefficient



The ENERGY STAR program for windows divides the country into four distinct climate zones to recognize the varying heating and cooling months among the states.

Please consult your home improvement or new construction professional for specific thermal properties that vary based on glass options and grid choices, and verify your window's actual performance to ensure ENERGY STAR rating in your specific climate zone.

ENERGY STAR Version 7.0 – Effective Date 10/23/2023



lbpwindows.com

8501 Sanford Road | Richmond, VA 23228 | lansingbp.com

Distributed By:



Scan and
experience
our website

* Printing process may affect color shown. Please refer to actual window sample when selecting colors.

Kids Can't Fly

Screens are not designed to restrain a child from falling through an open window. Please take proper precautions.



Select styles and glass packages can be ordered to meet ENERGY STAR® 7 guidelines. See your Atrium Territory Sales Manager for details.